


# Auto-Start/Stop Controller

CSC-05195  
Revised 11-05  
Catalog Section 40 & 75



## Cascade

- Durable encapsulated protection against dirt, water, and dust – rated NEMA4 and IP65
- Operates during low battery blackouts
- Compatible with Electronic and Mechanical engines – ECU, MPU, AC Frequency
- J1939 Ready – Works directly with our MurphyLink J1939 PowerView gages

## Description

The Cascade controller offers automatic start and stop control with easy configuration for a broad number of applications.

This auto-start controller is designed to fit any engine-driven application requiring a simple and robust automatic start and stop sequence. Pumps, Compressors, Grinders, Power Units and Generators are just few of the industrial applications for the controller.

The Cascade controller is fully compatible with all major engine types. Whether you are running mechanical or J1939 engines, the controller will work with your application.

Here are some of the unique features of the Cascade that only Murphy can offer at our competitive price.

- **Durability:** Encapsulated to protect it against dirt, water and dust, along with a compression gasket to fully seal it to the panel. Cascade is rated NEMA4 and IP65.
- **Low Battery Blackouts:** Operates in total blackout for a minimum of two seconds.
- **Compatibility:** Accept MPU, AC Frequency and ECU speed signals and can operate with standard and J1939 engines.
- **Inputs and Outputs:** The Cascade Inputs and Outputs are ruggedly protected and fault tolerant.
- **J1939 Ready:** Works directly with Murphy's J1939-ready PowerView gages, just plug and go, no sender is required.

## Specifications

**Power input:** 9-35VDC continuous - operates during total blackout for 2 seconds minimum.

**Power consumption:** Sleep Mode (Manual): 1mA typical; Sleep Mode (Automatic): 4mA typical.  
Running Mode (Manual): 20mA typical; Running Mode (Automatic): 24mA typical.

**Operating/Storage temperature:** -40 to 85°C; (-40 to 185°F).

**Humidity:** 0-100%, non-condensing.

**Housing:** UV stabilized black polycarbonate and epoxy encapsulation. Weather tight and includes sealing gasket to keep moisture and debris out of enclosure. Properly mounted controller will maintain NEMA4 / IP65 rating of enclosure.

**Vibration:** Rated to 6G.

**Impact:** Rated to 10G.

**Inputs:** Dedicated digital inputs for low oil pressure, high engine temperature, remote start, DC charge fail/Alternator fail. Two aux inputs are configurable for multiple functions.

**Outputs:** 7 – 4 auxiliary, configurable (1A DC protected). 3 dedicated outputs for Crank, Fuel/ECU, Alternator excitation.

**Crank attempts:** 3, 5, 10, Continuous.

**Crank Rest:** 5-60 seconds, adjustable.

**Shutdown lockout time delay:** 5, 10, 15, 20, 25, 30 seconds.

**Crank disconnect speed setting:** Field settable 0-9999 RPM (16-60Hz AC freq input).

**Overspeed/underspeed trip point setting:** ±5 to 50% of nominal.

**Speed sensing inputs:** Magnetic pickup (5-120VAC RMS / 0-10 kHz) & AC frequency (30-600VAC RMS / 16-80 Hz).

**CANbus interface:** Directly reads engine speed, & engine status data\* from SAE-J1939 enabled engines.

**MODbus interface:** In J1939 applications drives PVA series analog gages.

*\*Engine status data limited to low oil pressure, high engine temperature, "Wait to start" status, Warning & Fault lamp information, and communication error.*

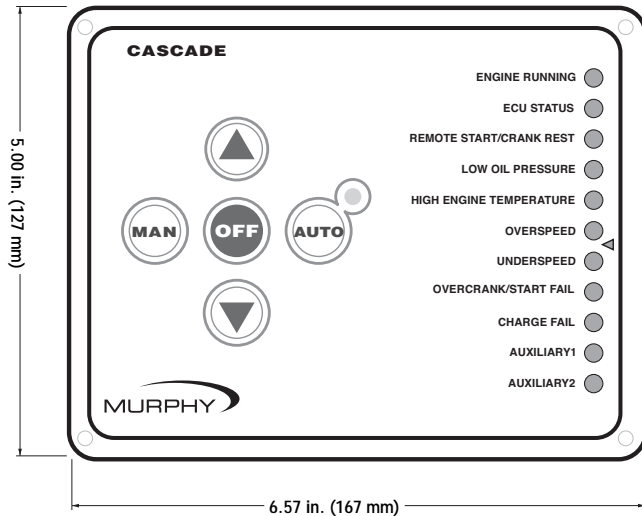


**MURPHY**

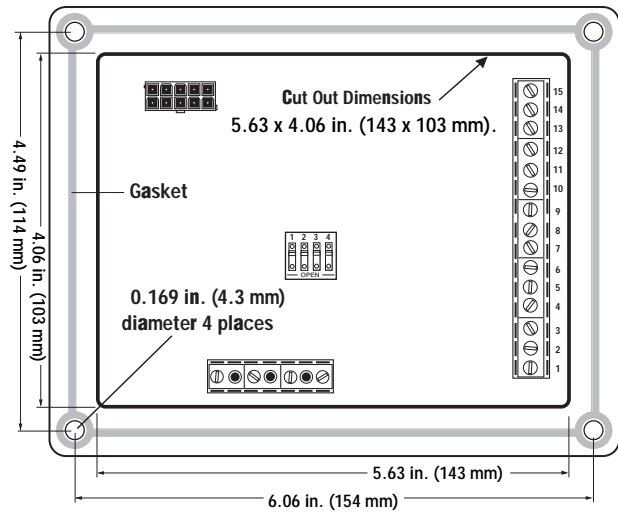
MURPHY, the Murphy logo, Cascade, and SWICHGAGE(r) are registered and/or common law trademarks of Murphy Industries, Inc. This document, including textual matter and illustrations, is copyright protected by Murphy Industries, Inc., with all rights reserved. (c) 2004 Murphy Industries, Inc.

# Cascade Auto-Start Controller Dimensions

Front View



Back View



## How to Order the Cascade Controller

To Order specify: **CD101**

**Shipping Weight:** 1 lb. (453 g) approximately.

**Shipping Dimensions:** 5.1 x 6.7 x 1.6 inch (130 x 170 x 41 mm) approx.

## Warranty

A limited warranty on materials and workmanship is given with this FW Murphy product. A copy of the warranty may be viewed or printed by going to [www.fwmurphy.com/support/warranty.htm](http://www.fwmurphy.com/support/warranty.htm)



### FW Murphy

P.O. Box 470248  
Tulsa, Oklahoma 74147 USA  
+1 918 317 4100 fax +1 918 317 4266  
e-mail [sales@fwmurphy.com](mailto:sales@fwmurphy.com)

[www.fwmurphy.com](http://www.fwmurphy.com)

### INDUSTRIAL PANEL DIVISION

P.O. Box 470248  
Tulsa, Oklahoma 74147 USA  
+1 918 317 4100 fax +1 918 317 4266  
e-mail [sales@fwmurphy.com](mailto:sales@fwmurphy.com)

### MURPHY DE MEXICO, S.A. DE C.V.

Blvd. Antonio Rocha Cordero 300, Fracción del Aguaje  
San Luis Potosí, S.L.P.: México 78384  
+52 444 8206264 fax +52 444 8206336  
Villahermosa Office +52 993 3162117  
e-mail [ventas@murphymex.com.mx](mailto:ventas@murphymex.com.mx)  
[www.murphymex.com.mx](http://www.murphymex.com.mx)

### FRANK W. MURPHY, LTD.

Church Rd.; Laverstock, Salisbury SP1 1QZ; U.K.  
+44 1722 410055 fax +44 1722 410088  
e-mail [sales@fwmurphy.co.uk](mailto:sales@fwmurphy.co.uk)  
[www.fwmurphy.co.uk](http://www.fwmurphy.co.uk)



Printed in U.S.A.

*In order to consistently bring you the highest quality, full featured products, we reserve the right to change our specifications and designs at any time.*